



# Oxidase Sticks for microbiology

## Application

Plastic sticks used for the easy and rapid detection of the cytochrome oxidase enzyme in microbiological diagnosis.

The strips present a much higher stability compared to the traditional laboratory test, because the tetramethyl-p-phenylenediamine reagent is attached to the pad.

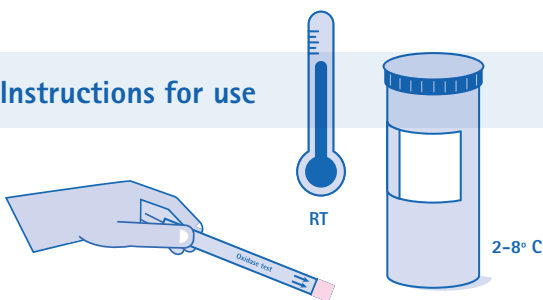
PanReac AppliChem Oxidase Sticks match with recommendations of EN ISO 16266 and ISO 9308-1 for detection of *Pseudomonas aeruginosa* and for confirmation of *Escherichia coli* and coliform bacteria, respectively.



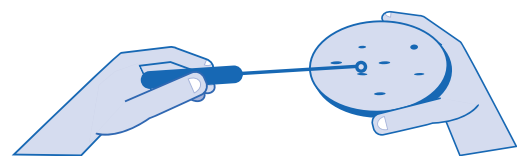
## Main advantages

- Greater stability. The reagent is fixed on the pad.
- Rapid and convenient. Calibration, preparation or long waiting times are not required.

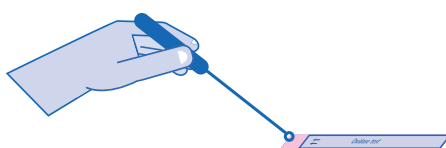
### Instructions for use



- 1 Take the strip and wait until it reaches room temperature.



- 2 Select a well developed colony in the culture. Sample using the inoculation loop.



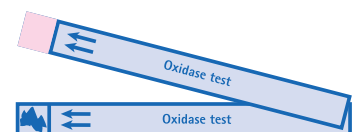
- 3 Using the inoculation loop, spread the colony around the test area.



max. 60 s

Negative:  
no colour change

Positive: color blue



- 4 Evaluate the result immediately. If the test area turns blue before the first 60 seconds it means that cytochrome-oxidase test is positive. After this time all the strains, even the negative ones, cause a colour change to bluish grey.



IP-027EN;201711

## Precautions

- Remove only as many strips as are required for testing.
- Reseal the container immediately after removing the test strips.
- Do not touch the test pads.
- It is recommended that Nutritive Agar or Soya Tryptone Agar are used as these do not contain colourings, indicators or inhibitors.
- Inoculation loops containing steel, nichrome or iron must not be used as these may result in false positives due to oxidation. A platinum or plastic loop, or wooden applicator stick is recommended.
- Colonies which have been extracted from a medium with a pH of less than 5.5 must not be examined as these may result in false negatives. In the event of this, it is recommended that the colony is subjected to an intermediate culture where it is impossible for the pH level to drop below the recommended value.

## Storage and disposal

- Protect the strips from sunlight and humidity.
- Store the package in the refrigerator (at 2-8 °C).
- Check the expiry date before the analysis.
- After use, the strips must be treated as contaminated material and must be disposed of according to good microbiological practice.
- Strips may be disposed of using combustion, autoclaving or immersing in a disinfecting solution for a minimum of 6 hours.

## Other information of interest

Bacteria used as a control:  
*Pseudomonas aeruginosa* WDCM 00025 (positive);  
*Escherichia coli* WDCM 00013 (negative).

Code	Description	Package
416444.2326	Oxidase Sticks for microbiology	50 strips/box



IP-027EN

**AppliChem GmbH**  
 Ottoweg 4  
 DE-64291 Darmstadt  
 Germany  
 Phone +49 6151 9357 0  
 Fax +49 6151 9357 11  
[info.de@itwreagents.com](mailto:info.de@itwreagents.com)

**Nova Chimica Srl**  
 Via G. Galilei, 47  
 I-20092 Cinisello Balsamo  
 (Milano) Italy  
 Phone +39 02 66045392  
 Fax +39 02 66045394  
[info.it@itwreagents.com](mailto:info.it@itwreagents.com)

**PanReac Quimica SLU**  
 C/ Garraf 2, Polígono Pla de la Bruguera  
 E-08211 Castellar del Vallès  
 (Barcelona) Spain  
 Phone +34 937 489 400  
 Fax +34 937 489 401  
[info.es@itwreagents.com](mailto:info.es@itwreagents.com)

[www.itwreagents.com](http://www.itwreagents.com)